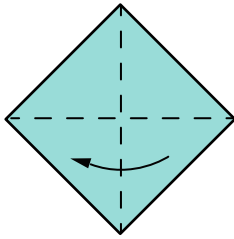
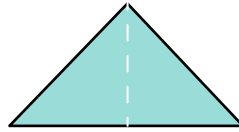


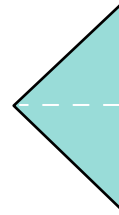
MAKE YOUR OWN BOAT IN THE FIELD



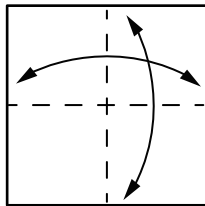
1 fold the paper diagonally



2 fold to each corner



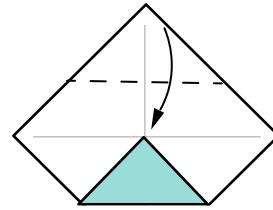
3 fold in corners



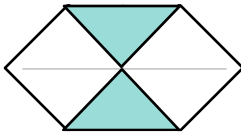
4 turn paper over and rotate



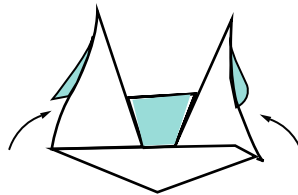
5 fold paper in half left then unfold, right then unfold



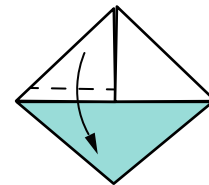
6 fold the top and bottom corners to the central crease



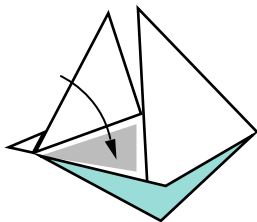
7 bring the left and right corners inward



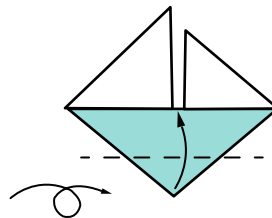
8 collapse the sides inward



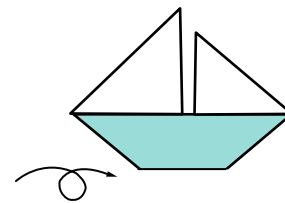
9 fold the left sail down to the bottom and then unfold



10 tuck the overlap into the pocket of the boat by gently opening it.



11 Turn the boat over, and fold the bottom corner up to the center. This will be the stand.



12 turn the boat back over and set for sail